



COMBOVATOR

BED FORMING SYSTEM

A whole new level in pre-sowing soil preparation.



**COMBOVATOR
BED FORMING
SYSTEM**

FARMGARD



Introducing the revolutionary system that combines

SOIL CULTIVATION & RAISED BED FORMATION IN ONE PASS.

Yes you read it
right - one pass!

At a time when rising fuel costs are hitting your bottom line, save time and money by turning worked up ground OR even fallow paddocks and roughage into neat, seed ready beds in 'one go'.



Bolt on a bed former or roller to power harrow or rotary tiller and you have the **'one-pass'** Combovator system. The multi purpose tool that **saves time, money** and **hassles**.



MOUNTED ON A STANDARD CULTIVATOR

The Celli bed former attaches to the standard Combovator unit, either a power harrow or rotary tiller, rather than having to convert a machine into a single use unit. The benefit of this is that you can remove the bed former and sell the front machine as a standard rotary hoe or power harrow.



BOLT ON ROLLER

For standard cultivation work, you can remove the bed former and bolt up a standard roller (Packer, Cage, Spiral, Rubber etc), and use the machine as a normal rotary tiller or power harrow. Goodbye to an expensive custom made bed former which can only be used as a single use machine.



LOWER CAPITAL INVESTMENT

Reduce your capital investment costs by using this machine as a 2 in 1 cultivator, with better resale value, and flexibility of use. Use as a Rotary Hoe/Spike/Anti-pan in raised position and bedformer when lowered.

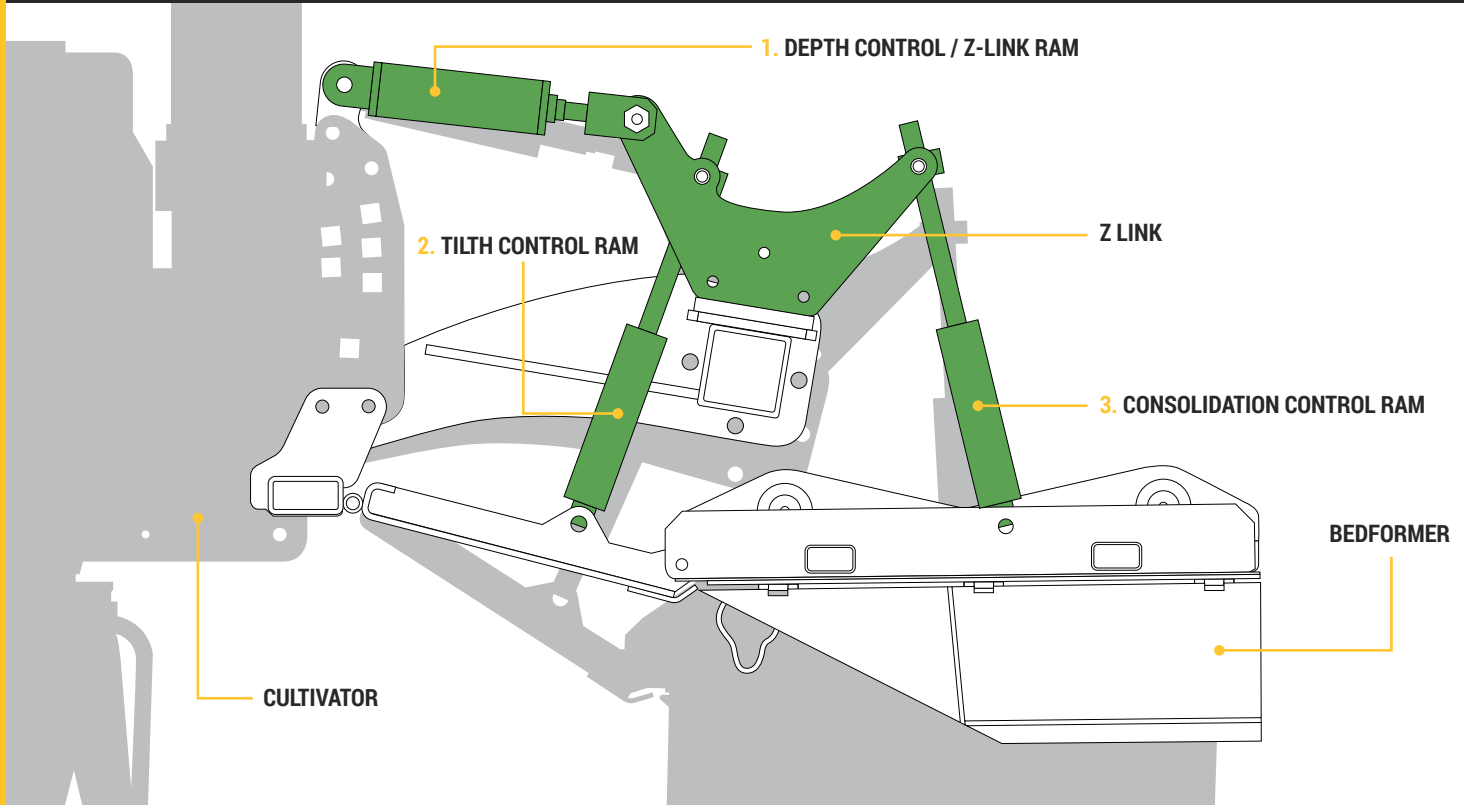


CONSOLIDATION CONTROL

With the special triple hydraulic control through a bi-fold tailgate system (See over page), you can have complete control and firm bed formation without the need of rear rollers. The Celli bed former will work in any soil types, on any farm, in a variety of soil conditions.

HOW IT WORKS:

Triple hydraulic controls mounted through a special Z link system allows the bed former to work in a large variety of soil and farming types.



1. DEPTH CONTROL/Z LINK RAM

The main depth control ram which is mounted to the Z link, controls the depth of the bed former, and also raises it to allow it to be converted to a standard rotary tiller.

2. TILTH CONTROL RAM

The rear tailgate hydraulic control enables you to control the tilth of the soil, and how much is being held inside the machine.

3. CONSOLIDATION CONTROL RAM

The consolidation control ram alters the pitch of the pontoons, and how freely the soil is formed and consolidated. It also lifts the pontoons out of the way when converted to a standard rotary tiller, through the depth control ram.



The key to the success of the combovator system puts the power in your hands - literally. The Z-link gives you access to hundreds of depth, tilth and consolidation combinations in a few easy adjustments - all from the cab of your tractor!



One-pass Combovator tailgate bed forming system – for a totally versatile package.

Easy use, easy adjustment and endless combinations. The Combovator system will change the way you approach soil and bed preparation.

☑ DIFFERENT HEIGHT BEDS

No fixed bed heights, the Z link allows you to alter these on the go, and for large height adjustments, the bolt on pontoons can be changed (See over page).

☑ TIGHTER BEDS

Consolidation control at the tip of your fingers – the pontoon hydraulic adjustment allows you to control the soil consolidation on the go.

☑ WET OR DRY SOIL

With a hydraulically adjustable 2-piece tailgate system, you can control exactly how much soil you contain inside the cultivator, which allows you to work in many different soil conditions.

☑ HEAVY OR LIGHT SOILS

With triple hydraulic control and optional rotor types and speeds, you can work your Combovator in any soil conditions, be it heavy or light.

☑ TRASH OR CLEAN SOILS


The Combovator bed forming system can work in trash to allow you to work in tight weather windows or convert clean soils into beds in one pass.

☑ ELIMINATES NEED FOR REAR ROLLERS

With the unique Z link mechanism and the way the bed former is attached to the cultivator, you don't need to use rear rollers to consolidate the soil – this allows a shorter unit, and less moving parts.



CENTRAL LOCKING PINS



TEFLON OR HARDOX LINERS

To enable the bed former to work in all soil types, it can be lined with either polyethylene or Hardox. Polyethylene is ideal for sticky soils, and Hardox is a hard wearing steel for abrasive soils. The pontoons are made standard from Hardox and can also be lined with polyethylene. There is also the option for tailgates to be lined with polyethylene if you are working in very sticky soils.



2.5M

ADJUSTABLE PONTOONS TO SUIT YOUR BED CENTRES

The bolt on design of the bed former pontoons means that you can have these any shape or size you want. This allows the machine to be changed for different wheel centres, bed heights and wheel track angles.



2.5M TRANSPORT WIDTH

All Combovator units hydraulically fold up to 2.5m transport width, which allows you to quickly transport the machine between farms.

APPLICATIONS

Versatility isn't just a commodity in farming. With ever-changing conditions, it's a necessity.

Our Bedformer system has been engineered with fully adaptable applications, letting you adjust the machinery according to demands. Whether for root and tuber crops, such as onions and potatoes, or brassica crops like cauliflower, broccoli and cabbage, the Bedformer is a highly adaptable soil management system for a wide variety of crops.



RAISED BEDS




MOULDS/HILLS



SUGAR CANE

Build your
customised
combovator...

ROTARY TILLER




ROTARY TILLER (HOE/SPIKE/ANTI-PAN)

| SPECIFICATIONS | TIGER 280/500 | TIGER 280/550 | SUPER TIGER 360/550 | SUPER TIGER 360/600 |
|---|--|---------------|---------------------|---------------------|
| Working width (m)* | 5.0 | 5.5 | 5.5 | 6.0 |
| HP rating | 280 | 280 | 360 | 360 |
| No. of blades | 114 | 126 | 126 | 138 |
| Blade size (mm) | 80 X 8 | 80 X 8 | 80 X 10 | 80 X 10 |
| Max working depth (mm) | 250 | 250 | 250 | 250 |
| Double welded blade flanges and 16mm blade bolts | OPTIONAL | OPTIONAL | ✓ | ✓ |
| Hydraulic folding with safety locks, 2.4m transport width | ✓ | ✓ | ✓ | ✓ |
| Two speed side gearboxes | ✓ | ✓ | ✓ | ✓ |
| Gearbox speed options (Select 2) | 208, 230, 260, 284, 310, 340, 375, 410 | | | |
| 1000 Rpm | ✓ | ✓ | ✓ | ✓ |
| Unique central split gearbox system for high horsepower loading and efficient torque distribution | ✓ | ✓ | ✓ | ✓ |
| 2-Piece split tailgates with dual manual angle adjustment | ✓ | ✓ | ✓ | ✓ |
| Cat 3 hitch to suit quick hitch (cat. 3N or 3W) | ✓ | ✓ | ✓ | ✓ |
| High clearance under hood | ✓ | ✓ | ✓ | ✓ |
| Gear side drive | ✓ | ✓ | ✓ | ✓ |
| Levelling bar connected to roller system | ✓ | ✓ | ✓ | ✓ |
| Cam clutches on side driveshafts | ✓ | ✓ | ✓ | ✓ |
| Rear light bar for road transport | ✓ | ✓ | ✓ | ✓ |
| Oil lubricated centre bearing | ✓ | ✓ | | |
| Grease lubricated centre bearings | | | ✓ | ✓ |
| 1 3/4 Z 20 spline heavy duty front driveshaft | ✓ | ✓ | ✓ | ✓ |
| Vibrating hour meter | ✓ | ✓ | ✓ | ✓ |
| 2 Year warranty | ✓ | ✓ | ✓ | ✓ |
| OPTIONS | | | | |
| 500mm dia cage roller with hydraulic depth control | ✓ | ✓ | ✓ | ✓ |
| 555mm dia packer roller with hydraulic depth control | ✓ | ✓ | ✓ | ✓ |
| Anti pan rotor with 12mm blades | ✓ | ✓ | ✓ | ✓ |
| Spikes rotor with 30x30x195mm spikes | ✓ | ✓ | ✓ | ✓ |
| 450Hp gearbox | | | ✓ | ✓ |
| Oil cooler on central gearbox | ✓ | ✓ | ✓ | ✓ |
| Oil coolers on side gearboxes | ✓ | ✓ | ✓ | ✓ |
| Front sod breaking discs (pair) | ✓ | ✓ | ✓ | ✓ |
| Track eradicators (set of 4) | ✓ | ✓ | ✓ | ✓ |
| Cat 4 hitch | ✓ | ✓ | ✓ | ✓ |

*Fixed double drive, and customised widths available on request.

OR POWER HARROW



POWER HARROW


| SPECIFICATIONS | ENERGY-P 500 | ENERGY-P 550 | ENERGY-P 600 | MAXI-P 500 | MAXI-P 550 | MAXI-P 600 |
|---|----------------------|----------------|----------------|----------------|----------------|----------------|
| Working width (m)* | 5.0 | 5.5 | 6.0 | 5.0 | 5.5 | 6.0 |
| HP rating | 300 | 300 | 300 | 400 | 400 | 400 |
| No. of tines | 40 | 44 | 48 | 40 | 44 | 48 |
| Tine size (mm) | 300 X 120 X 15 | 300 X 120 X 15 | 300 X 120 X 15 | 330 X 100 X 18 | 330 X 100 X 18 | 330 X 100 X 18 |
| Working depth (mm)* See options | 300 | 300 | 300 | 330/400* | 330/400* | 330/400* |
| Hydraulic folding with safety locks, 2.4m transport width | ✓ | ✓ | ✓ | ✓ | ✓ | ✓ |
| Two speed side gearboxes | ✓ | ✓ | ✓ | ✓ | ✓ | ✓ |
| Gearbox speed options (Select 2) | 323, 360, 399 | | | | | |
| 1000 RPM | ✓ | ✓ | ✓ | ✓ | ✓ | ✓ |
| Cat 3 Hitch to suit Quick Hitch (Cat. 3N or 3W) | ✓ | ✓ | ✓ | ✓ | ✓ | ✓ |
| Swept back low HP requirements tines | | | | ✓ | ✓ | ✓ |
| 45 degree sliding side plates | ✓ | ✓ | ✓ | ✓ | ✓ | ✓ |
| Extended side plates for deep cultivation | | | | ✓ | ✓ | ✓ |
| Levelling bar connected to roller system | ✓ | ✓ | ✓ | ✓ | ✓ | ✓ |
| Cam clutches on side driveshafts | ✓ | ✓ | ✓ | ✓ | ✓ | ✓ |
| Rear light bar for road transport | ✓ | ✓ | ✓ | ✓ | ✓ | ✓ |
| Fully welded gearbed | ✓ | ✓ | ✓ | ✓ | ✓ | ✓ |
| Greasable top bearings | ✓ | ✓ | ✓ | ✓ | ✓ | ✓ |
| 1 3/4 Z 20 spline heavy duty front driveshaft | ✓ | ✓ | ✓ | ✓ | ✓ | ✓ |
| Vibrating hour meter | ✓ | ✓ | ✓ | ✓ | ✓ | ✓ |
| 2 year warranty | ✓ | ✓ | ✓ | ✓ | ✓ | ✓ |

OPTIONS

| | | | | | | |
|--|---|---|---|---|---|---|
| 500mm dia cage roller with hydraulic depth control | ✓ | ✓ | ✓ | ✓ | ✓ | ✓ |
| 555mm dia packer roller with hydraulic depth control | ✓ | ✓ | ✓ | ✓ | ✓ | ✓ |
| Individual rotor protectors | ✓ | ✓ | ✓ | ✓ | ✓ | ✓ |
| 400mm deep working tines | | | | ✓ | ✓ | ✓ |
| 450hp gearbox | | | | ✓ | ✓ | ✓ |
| Oil cooler on central gearbox | ✓ | ✓ | ✓ | ✓ | ✓ | ✓ |
| Oil coolers on side gearboxes | ✓ | ✓ | ✓ | ✓ | ✓ | ✓ |
| Track eradicators (set of 4) | ✓ | ✓ | ✓ | ✓ | ✓ | ✓ |
| Cat 4 hitch | ✓ | ✓ | ✓ | ✓ | ✓ | ✓ |

*Other widths available on request.

+ BED FORMER



BED FORMER

| SPECIFICATIONS | BF 500 | BF 550 | BF 600 |
|---------------------------------------|-------------|-------------|-------------|
| Working width | 5.0 | 5.5 | 6.0 |
| Suits wheel centres (inch) | 64 - 68 | 68 - 74 | 76 - 78 |
| Suits wheel centres (mm) | 1625 - 1730 | 1730 - 1830 | 1930 - 2000 |
| Hydraulic adjustable tailgates | ✓ | ✓ | ✓ |
| Hydraulic adjustable pontoons | ✓ | ✓ | ✓ |
| Hydraulic adjustable Z link | ✓ | ✓ | ✓ |
| Hardox or polyethylene lined former | ✓ | ✓ | ✓ |
| OPTIONS | | | |
| Locking taps on hydraulic adjustments | ✓ | ✓ | ✓ |
| Polyethylene lined tailgates | ✓ | ✓ | ✓ |
| Full pontoons on ends/sides | ✓ | ✓ | ✓ |

FARMGARD AND CELLI COMBOVATOR BED FORMING DESIGN PROCESS:

Fully flexible and customisable ex factory



1. MEASURE



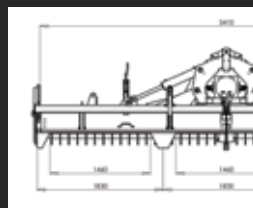
Measure specific bed sizes at Farm and record measurements

2. RECORD



Measurements get entered on a master form and emailed to Celli

3. SEND



Celli send back confirmed measurements

4. CHECK



Check with enduser and confirm with Celli

5. CONFIRM



Celli send back factory drawings

Built not just to
last, but to
outlast.



FARMGARD 



NEW ZEALAND
0800 FARMGARD (0800 327 642)

PHYSICAL ADDRESS 21 Andrew Baxter Drive
Mangere
Auckland 2022
New Zealand

POSTAL ADDRESS PO Box 107-110
Auckland Airport
Auckland 2150
New Zealand

WEBSITE farmgard.co.nz

FACEBOOK facebook.com/FarmgardNZ

AUSTRALIA
1800 FARMGARD (1800 327 642)

PHYSICAL ADDRESS 15 Paraweena Drive
Melbourne 3029
VIC
Australia

POSTAL ADDRESS PO Box 8022
Tarneit
Victoria 3029
Australia

WEBSITE farmgard.com.au

FACEBOOK facebook.com/FarmgardAU

© Copyright 2019. All rights reserved. Specifications subject to change without notice.